




### EVEREST TWIN LOBE ROTARY GAS COMPRESSORS

*BIOGAS BLOWERS, based on Positive Displacement Rotary Air Blower principle, have been specially developed for pumping of Biogas. These are generally used in Biogas lines to boost the gas pressures to meet the burner input demand. These are generally vertical in construction, that is suction top and discharge bottom, so as to prevent any accumulation of corrosive matter inside the casing. Since they operate in closed loop, suction and discharge silencers are generally not required. Special material of construction, lubrication and sealing arrangements make them ideal choice for Biogas applications.*



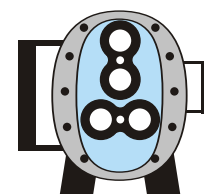
*Provision for a vacuum switch is provided at the inlet of the blower, so that incase the biogas generation falls below the pumping speed of the blower, the blower trips and this prevents vacuum overloading. Similarly provision for a pressure switch is provided on the discharge line to safeguard the blower against excessive discharge pressures.*

*GAS BLOWERS~Special blowers, capable of handling different gases, are also available at Everest. Material of construction and constructional details vary to meet different gas requirements. For inflammable and toxic gases leak tightness is ensured. Basic designs are modified, depending upon the nature of gas to be handled and customer's requirements. Water jet injection cooling can also be provided to keep the gas temperatures low.*

*Our technology is so flexible, we can custom manufacture "Special Gas Blowers" by alloying and cross linking diverse designs to suit individual requirements and import substitutes.*

#### STANDARD DESIGN AND CONSTRUCTION FEATURES

- ⊙ 100% oil free gas delivery.
- ⊙ Factory engineered, factory guaranteed, superior product.
- ⊙ Improved volumetric efficiency and reduced operating temperatures.
- ⊙ Alloy steel hardened and ground timing gears.
- ⊙ Anti-friction bearings.
- ⊙ Vertical flow design prevents accumulation of corrosive matter inside the main chamber.
- ⊙ All bearings are splash/oil lubricated for effective lubrication.
- ⊙ Rigid one piece CI casing and side plates for ruggedness.
- ⊙ Easy rotor timing setting possible at site.
- ⊙ No vanes, valves or rings to wear.
- ⊙ Large inlet and outlet connections for minimum loss.
- ⊙ Alloy steel toughened shafts ground to close tolerances.



**WE JUST DON'T OFFER BLOWERS, WE OFFER SOLUTIONS!**

#### PRODUCT RANGE

Air Blowers~Water Cooled Blowers~Gas Blowers~Vacuum Booster Pumps~Acoustic Hoods & Enclosures~Dry Vane Pumps

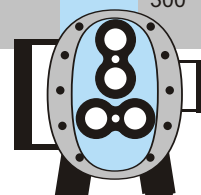
**EVEREST** Transmission

# PERFORMANCE TABLE

# BIO GAS~GAS SERIES

MODEL	SPEED (RPM)	1000 MMWG		2000 MMWG		3000 MMWG		4000 MMWG		5000 MMWG		6000 MMWG		7000 MMWG		OPENING mm NB
		m <sup>3</sup> /hr	BHP	m <sup>3</sup> /hr	BHP	m <sup>3</sup> /hr	BHP	m <sup>3</sup> /hr	BHP	m <sup>3</sup> /hr	BHP	m <sup>3</sup> /hr	BHP	m <sup>3</sup> /hr	BHP	
59BIO	960	426	2.9	384	4.8	351	6.7									80
	1200	557	3.6	515	6.0	483	8.4									
	1500	722	4.5	680	7.5	648	10.5									
M5075BIO	1000	187	1.6	171	2.4	160	3.2	150	4.0	141	4.8	133	5.7	125	6.5	65
	1300	254	2.0	239	3.1	227	4.2	217	5.2	208	6.3	200	7.3	193	8.4	
	1500	299	2.4	284	3.6	272	4.8	262	6.0	253	7.3	245	8.5	238	9.7	
M5125BIO	1000	234	1.8	211	2.8	194	3.9	179	4.9	166	6.0	154	7.0	143	8.1	80
	1300	321	2.3	298	3.6	280	5.0	265	6.4	252	7.8	241	9.1	230	10.5	
	1500	378	2.6	356	4.2	338	5.8	323	7.4	310	8.9	298	10.5	288	12.1	
M5175BIO	1000	327	2.2	295	3.6	271	5.1	250	6.6	232	8.1	216	9.5			100
	1300	449	2.8	417	4.7	392	6.7	372	8.6	353	10.5	337	12.4			
	1500	530	3.3	498	5.5	473	7.7	453	9.9	434	12.1					
M5225BIO	1000	457	3.0	419	5.0	390	7.0	366	9.0						100	
	1300	622	3.9	584	6.5	555	9.1	531	11.7							
	1500	732	4.5	694	7.5	665	10.5	640	13.5							
65BIO	1000	300	2.4	270	3.7	247	5.1	227	6.4	210	7.8	194	9.2	179	10.5	80
	1300	413	3.1	382	4.8	359	6.6	339	8.4	322	10.2	306	11.9	292	13.7	
	1600	525	3.8	494	6.0	471	8.1	451	10.3	434	12.5	418	14.7	404	16.9	
67BIO	1000	454	3.0	410	5.1	376	7.1	347	9.2	322	11.2	299	13.3	278	15.3	125
	1300	622	4.0	578	6.6	544	9.3	515	11.9	490	14.6	467	17.2	446	19.9	
	1600	791	4.9	746	8.1	712	11.4	684	14.7	658	17.9	635	21.2	615	24.5	
610BIO	1000	607	3.7	547	6.5	502	9.2	464	11.9	430	14.7	400	17.4	371	20.1	150
	1300	832	4.8	772	8.4	727	11.9	689	15.5	655	19.0	624	22.6	596	26.1	
	1600	1056	6.0	997	10.3	952	14.7	913	19.1	880	23.4	849	27.8	821	32.2	
615BIO	1000	921	5.2	838	9.3	775	13.4	721	17.4						150	
	1300	1258	6.7	1175	12.1	1111	17.4	1057	22.7							
	1600	1594	8.3	1511	14.8	1446	21.4	1394	27.9							
76BIO	1000	602	3.8	567	6.3	539	8.8	516	11.3	496	13.8	477	16.3	461	18.9	100
	1300	809	4.9	773	8.2	746	11.5	723	14.7	702	18.0	684	21.2	667	24.5	
	1600	1015	6.1	980	10.1	952	14.1	929	18.1	909	22.1	890	26.2	874	30.2	
78BIO	1000	798	4.6	748	8.0	709	11.3	677	14.7	649	18.0	623	21.4	600	24.7	125
	1300	1073	6.0	1023	10.4	985	14.7	953	19.1	924	23.4	898	27.8	875	32.1	
	1600	1348	7.4	1298	12.8	1260	18.1	1228	23.5	1200	28.8	1174	34.2	1150	39.5	
710BIO	1000	1000	5.5	938	9.7	892	13.8	852	18.0	817	22.2	786	26.4	757	30.6	150
	1300	1344	7.1	1283	12.6	1236	18.0	1196	23.4	1161	28.9	1130	34.3	1101	39.7	
	1600	1688	8.8	1627	15.5	1580	22.1	1540	28.8	1506	35.5	1474	42.2	1445	48.9	
713BIO	1000	1295	6.7	1214	12.2	1152	17.6	1100	23.0	1054	28.4	1012	33.9	974	39.3	150
	1300	1742	8.7	1662	15.8	1599	22.9	1547	29.9	1501	37.0	1459	44.0	1421	51.1	
	1600	2190	10.8	2109	19.5	2047	28.1	1994	36.8	1948	45.5	1906	54.2			
717BIO	1000	1696	8.8	1590	15.9	1508	23.0	1440	30.1						150	
	1200	2086	10.6	1980	19.1	1899	27.6	1830	36.2							
	1500	2671	13.2	2565	23.9	2484	34.5	2415	45.2							
89BIO	1000	1076	8.3	1029	12.7	993	17.0	963	21.3	936	25.7	912	30.0	890	34.3	100
	1200	1314	10.0	1267	15.2	1231	20.4	1201	25.6	1174	30.8	1150	36.0	1128	41.2	
	1440	1600	12.0	1553	18.2	1517	24.5	1486	30.7	1460	37.0	1435	43.2	1413	49.4	
812BIO	1000	1439	9.8	1376	15.6	1328	21.4	1288	27.2	1252	33.0	1219	38.8	1190	44.6	125
	1200	1757	11.8	1695	18.7	1646	25.7	1606	32.6	1570	39.6	1538	46.5	1508	53.5	
	1440	2139	14.1	2076	22.4	2028	30.8	1988	39.1	1952	47.5	1919	55.8	1890	64.2	
816BIO	1000	1919	11.7	1835	19.5	1771	27.2	1717	34.9	1669	42.6	1626	50.4		200	
	1200	2343	14.1	2260	23.3	2195	32.6	2141	41.9	2093	51.2	2050	60.4			
	1440	2852	16.9	2769	28.0	2704	39.1	2650	50.3	2602	61.4	2559	72.5			
820BIO	1000	2399	13.7	2294	23.3	2214	33.0	2146	42.6						200	
	1200	2929	16.4	2824	28.0	2744	39.6	2676	51.2							
	1440	3565	19.7	3461	33.6	3380	47.5	3313	61.4							
1012BIO	1000	2460	14.9	2353	24.8	2271	34.7	2201	44.6	2140	54.5	2084	64.4	2034	74.3	150
	1200	3004	17.9	2897	29.8	2814	41.7	2745	53.5	2684	65.4	2628	77.3	2578	89.2	
	1440	3657	21.5	3550	35.7	3467	50.0	3398	64.3	3336	78.5	3281	92.8	3230	107.1	
1016BIO	1000	3306	18.3	3162	31.6	3051	44.9	2958	58.2	2875	71.6	2801	84.9	2733	98.2	200
	1200	4037	22.0	3893	37.9	3782	53.9	3689	69.9	3606	85.9	3532	101.8	3464	117.8	
	1440	4914	26.4	4770	45.5	4659	64.7	4566	83.9	4483	103.0	4409	122.2	4341	141.4	
1020BIO	1000	4229	22.0	4044	39.1	3902	56.1	3783	73.1	3678	90.1	3583	107.2		250	
	1200	5163	26.4	4979	46.9	4837	67.3	4718	87.7	4613	108.2	4518	128.6			
	1440	6285	31.7	6101	56.2	5959	80.8	5840	105.3	5734	129.8	5639	154.3			
1024BIO	1000	4967	25.0	4750	45.0	4584	65.0	4443	85.0	4320	105.0				300	
	1200	6065	30.0	5848	54.0	5682	78.0	5541	102.0	5418	126.0					
	1440	7382	36.0	7166	64.8	6999	93.6	6859	122.4	6735	151.2					

Values in Blue are subject to temperature and drive limitations and must be referred to factory for proper application.  
 Standard Orientation for all blowers, except Model M5175BIO is Vertical Flow i.e. Suction Top and Discharge Bottom.  
 Model M5175BIO is of Right Angle Flow Orientation, i.e. Suction at top and Discharge parallel to ground.  
 Conversions: 1 Cubic Mtr/Hour = 0.588 CFM ; 1000 mmWG = 1.42 PSIG = 0.1 Kg/Sq cm



**EVEREST** Transmission

B-44, Mayapuri Industrial Area, Phase-I, New Delhi 110 064, India

Telefax: 91-11-28116307, 28114944, 28114955, 28117469 Email: info@everestblowers.com Web: www.everestblowers.com